

Product Catalog

ANDERSEN HITCHES

SUPPORT USA JOBS



MADE IN USA



Built Tough. Built to Last.
andersenhitches.com

See our website for more parts and accessories not listed in this catalog

Contents

Thank you for taking this opportunity to review our Product Catalog. We are excited to offer you the best towing products available.

The pages in this catalog are meant to help you and your sales team anytime you might have additional questions.

Over 50 years of successful manufacturing has given us the ability to provide the toughest and most innovative products available.

We are eagerly seeking new ideas and will continue to offer great quality, strength, and versatility to the towing industry.

Ryan Andersen

Andersen Manufacturing
3125 N. Yellowstone Hwy
Idaho Falls, Idaho 83401
Phone: 1.800.635.6106
Fax: 208.523-6562
info@anderseninc.com

Rapid Hitch	4-5
EZ Adjust / EZ HD	6-7
Alumistinger	8-9
Locking Pins	10-11
Weight Distribution	12-13
Ultimate Connection	14-15
Ranch Hitch Adapter	16-17
Camper Leveler	18
Rapid Jack	19
TUFF Pads / TUFF Chock	20
EZ Goose	21
Displays / Marketing	22-23

www.AndersenHitches.com

For more information visit us at
www.AndersenHitches.com

or call 800-635-6106

SUPPORT USA JOBS



MADE IN USA

The Original
**RAPID
 HITCH**



**EZ
 ADJUST
 HITCH**

**Andersen No-Sway
 Weight Distribution Hitch**



**TUFF Pads, Rapid Jack,
 TUFF Chock, Camper Leveler**

**Ultimate
 5th Wheel
 Connection**



**Ranch
 Hitch
 Adapter**



Alumistinger

The Original RAPID HITCH



**Just ONE pin to adjust
ball size and height!**



Up to 10,000 lbs GTWR and 1,500 lbs tongue weight
Adjusts in 1" increments
Manufactured of 6061-T6 aluminum
Fits all standard 2" receivers and 2-1/2" receivers with sleeve (part #3800)

SUPPORT USA JOBS



MADE IN USA

Rapid Hitch series with Combo Ball...



#3460 2" x 2-5/16" plated steel combo ball
#3462 1-7/8" x 2" plated steel combo ball

4" Drop / Rise
8" total range

#3461 2" x 2-5/16" Greaseless AlumiBall



#3410 2" x 2-5/16" plated steel combo ball
#3411 1-7/8" x 2" plated steel combo ball

6" Drop / Rise
12" total range

#3405 2" x 2-5/16" Greaseless AlumiBall



#3413 2" x 2-5/16" plated steel combo ball
#3414 1-7/8" x 2" plated steel combo ball

10" Drop / Rise
20" total range

#3417 2" x 2-5/16" Greaseless AlumiBall



Rapid Hitch series with Greaseless AlumiBall...



Greaseless AlumiBall

NEVER GREASE BALL OR COUPLER AGAIN!



#3435 2" x 2-5/16" Greaseless AlumiBall
#3436 1-7/8" x 2" Greaseless AlumiBall

#3424 2" x 2-5/16" plated steel
#3425 1-7/8" x 2" plated steel



#3452 1-7/8" Greaseless AlumiBall
#3453 2" Greaseless AlumiBall

#3426 1-7/8" plated steel
#3450 2" plated steel
#3451 2-5/16" plated steel

BALL WEIGHT RATINGS: Plated Steel Ball 1-7/8"-7,500 lbs, 2"-8,000 lbs, 2-5/16"-10,000 lbs
Greaseless AlumiBall 1-7/8"-3,500 lbs, 2"-6,000 lbs, 2-5/16"-8,000 lbs

Easily adjust ball size and height with just one pin!

EZ ADJUST HITCH

SUPPORT USA JOBS



MADE IN USA



**8" DROP/RISE
16" total range**

#3296 2" x 2-5/16" Combo Ball

#3297 1-7/8" x 2" Combo Ball



**4" DROP/RISE
8" total range**

#3290 2" x 2-5/16" Combo Ball

#3295 1-7/8" x 2" Combo Ball

2-5/16" Ball – 10,000 lbs GTWR

2" Ball – 8,000 lbs GTWR

1-7/8" Ball – 7,500 lbs GTWR

Fits standard 2" receiver and 2-1/2" receivers
with sleeve (part #3800)


All steel construction Independently tested to
meet SAE J684 standards

1,500 lbs tongue weight

TOUGH. INNOVATIVE. PROVEN.

EZ**HD****14,000 LBS
ADJUSTABLE!****BUILT FOR
TOUGH LOADS!****SUPPORT USA JOBS****MADE IN USA**

#3294

**4" Drop/Rise
2" x 2-5/16"
Combo Ball**

#3298

**8" Drop/Rise
2" x 2-5/16"
Combo Ball**

- Solid Steel Shank (gusset on 3298)
- 14,000 lbs GTWR; 2-5/16" ball
- 10,000 lbs GTWR; 2" ball
- 1,500 lbs Tongue Weight
- Heavy Duty all-steel construction

- Fits standard 2" receivers and sleeved 2-1/2" receivers
- Tested to SAE J684 standards
- Class V adjustable ball mount

Want more info?

**ANDERSEN HITCHES** **BUILT TOUGH • BUILT TO LAST!**

For Work...

SUPPORT USA JOBS



MADE IN USA



8,000 lbs .GTWR
800 lbs. tongue weight
Accepts any 1" shank ball
Meets V5 and SAE J684 certifications
All sizes can be used in the drop or rise position
Fits all standard 2" receivers and 2-1/2" receivers with sleeve (part #3800)



#3503
2" Drop / 1" Rise



#3505
4" Drop / 3" Rise



#3507
6" Drop / 5" Rise



#3509
8" Drop / 7" Rise



#3511
10" Drop / 9" Rise

ALUMI STINGERTM

The original polished aluminum ball mount

**SOLID ALUMINUM...
WON'T RUST,
CHIP OR PEEL!**

Or Play



ALSO AVAILABLE IN 2 KITS:

#3500 2 x 2" units, 2 x 4" units, 2 x 6" units

#3501 3 x 2" units, 3 x 6" units



Locking Pins

#3492

Rapid Hitch lock set fits all receivers.
2 Pins: 1 for adjuster, 1 for receiver
4-3/8" x 5/8", 3-1/3" x 5/8"



#3499

Replacement Key
for Locking Pins
(need 4-digit key
number to order
duplicates)



#3429

Fits all standard 2"
and 2-1/2" Receivers
3-1/3" x 5/8"



#3428

Rapid Hitch ONLY Keyed
Adjustment Locking Pin
4-3/8" x 5/8"

See website
for more pins
and accessories

SUPPORT USA JOBS



2-1/2" Adapter Sleeve

#3800

Our all-aluminum sleeve allows your 2-1/2" receiver to use a 2" shank ball mount. This simple, strong sleeve will not rust, chip or peel! Very tight tolerances in manufacturing prevent a sloppy fit. 5" long



SUPPORT USA JOBS



Safety Hot Dog Stix

The perfect fire-pit or camping companion!

Two prongs for cooking more hot dogs, marshmallows and other treats!

Prongs point towards you to help prevent food items from slipping off and to help prevent 'poking' accidents!

Each kit comes complete with carry bag.



#3277

Each kit contains:
4 Stix, 1 carry bag

(separate Stix and
bags available)



The smoothest and quietest weight distribution hitch available!



14,000 lbs GTWR (2-5/16" ball)
10,000 lbs GTWR (2" ball)
1,400 lbs tongue

- ✓ **Silent**
- ✓ **Anti-Sway**
- ✓ **Anti-Bounce**
- ✓ **Easy Install**
- ✓ **Ball Included**
- ✓ **2-5/16" or 2" Ball**
- ✓ **One-Pin Release**
- ✓ **Lifetime Warranty**

Easy install - no leverage bars needed!

Unparalleled sway control that auto-adjusts to load

Patented shock absorbers prevent vehicle from bouncing like traditional weight distribution hitches!



Can also be used as a standard tow ball without weight distribution



4" or 8" drop/rise
Racks can be purchased separately for multi-vehicle installations



SUPPORT USA JOBS



MADE IN USA

4" or 8" drop/rise

with 2-5/16" or 2" ball

plus Anti-Bounce & Anti-Sway great Weight Distribution!

...a FIRST in the industry!



#3372 WD Trailer Kit
More than one trailer?
Add a trailer kit to each!



#3352 WD Combo Ball
2" x 2-5/16" combo
Lets you pull different trailers without weight distribution

Available for the following frame sizes:

3", 4", 4-3/8", 5", 6" and 8"

Can be used as a standard 2-5/16" ball mount without weight distribution

Weighs only 53 lbs!

Grease-free system -ball turns with trailer

For more info and videos, scan this QR code or go to AndersenHitches.com



The easiest 5th wheel hook up – PERIOD.

Ultimate 5th Wheel Connection

SUPPORT USA JOBS



MADE IN USA

GOOSENECK MOUNT



Turns your Kingpin into a greaseless coupler

RAIL MOUNT



Light weight –but extremely strong!

Trailer can be coupled or uncoupled on any uneven terrain!

The smoothest and quietest pulling 5th wheel connection available!

For more info and videos, scan the QR code below



The high end hitch at the low end price!

- 100% Greaseless
- Fastest install time of all 5th wheel hitches... Can be installed or removed in just 45 seconds!

NO Galloping and NO Chucking! No added leverage!

Because it rides on a ball, it has more swivel in every direction of any 5th wheel hitch available

Easy one-person install!

- Gooseneck version works with any brand of gooseneck ball
- Rail version works with all standard rails

- 24,000 lbs GTWR / 4,500 lbs Tongue (Gooseneck)
- 20,000 lbs GTWR / 4,500 lbs Tongue (Rail)



SUPPORT USA JOBS



MADE IN USA

**#3139 8" Offset
Ranch Hitch Adapter**

**#3100 Straight
Ranch Hitch Adapter**

2 Models available: Straight or 8" Offset

Funnel shaped coupler for quick and easy hookup –coupler can be off-center from ball up to 3" and funnel will guide the ball into place!

Fitted with Andersen's exclusive remote latch and release cable

12" - 16" height adjustment (from top of ball socket to flange)

24,000 lbs GTWR, 6,000 lbs tongue

Meets all V19 certifications

Safety Chain available (see opposite page)

NOTE: The Ranch Hitch is NOT recommended for cushioned pin boxes, however, on pages 14 & 15 we have a great product that WILL work with them.

For more information, videos and assembly instructions visit our website at:
www.AndersenHitches.com

Ranch Hitch Adapter




**#3109
Safety Chains**



**#3103
Slide Hammer Installation Tool**



DEAD-ON LEVELING – ANY HEIGHT FROM 1/2" to 4"



Level your trailer on the first try!



**Rapid Jack
shown under
jack post**

**The World's BEST
CAMPER LEVELER!**



Quick & Easy Leveler



Wheel Chocks



**Works with
single-axle & multi-axle
Trailers and RV's**

Part # 3604
(includes 1 leveler & 1 chock)

**SUPPORT USA JOBS
MADE IN USA**



**WORKS GREAT ON TRAILERS UP TO
30,000 LBS**

3 Tools in one!

19

RAPID JACK™

3620



1. Wheel Holder
Helps prevent rolling



HEAVY DUTY



2. Post & Pad Block
Features 1/2" deep molded post hole



3. 'Rapid' Tire Changer (multi-axle & dually)
No more laying in the dirt to position a jack!

The must-have
3-in-1 tool
for trucks
and trailers



Each Rapid Jack ships with a rubber pad
for extra grip on hard surfaces

SUPPORT USA JOBS



MADE IN USA

TUFF PADS



GET BOTH TODAY!
A MUST for every
Trailer and
RV owner!

TUFF CHOCK



Extremely Strong & Sturdy
Resists Dirt, Grease and Oil
Built TUFF ... built to Last!



TUFF Pads (4-pack)
Part # 3606

SUPPORT USA JOBS
MADE IN USA



TUFF Chock
Part # 3605

EZ GOOSE

**Quickly replaces your current
gooseneck coupler!**

**Fits all standard 4" ID round or
4-1/2" square trailer tubes**

**Patented funnel-shaped coupler for quick
and easy hookup. Coupler can be off-center
from ball up to 3" and funnel will guide the
ball into place!**

**Fitted with Andersen's exclusive remote
latch and release cable**

24,000 lb GTWR, 6,000 lb tongue

Drillable for a through-pin

27 inches long

**Powder coated silver for long
term good looks**

Made of schedule 80 tubing

SUPPORT USA JOBS



MADE IN USA



#3150

Display Stands

Display stands are available free for use, with a minimal purchase.
Call your sales rep for details.

NOTE: All displays remain the property of Andersen Mfg. Inc. and are to be used to display only Andersen products.



#3610
Ball Mount
counter top display



#3613
Ball Mount
floor model display



#3612
Ranch Hitch Adapter
floor model display



#3617
Safety Hot Dog Stix
floor model display



#3616
Deluxe 2-pc display – Weight Distribution Hitch
and Ball mount floor display (#3613) in one unit
(allows mobility to show how WD works)

Other Displays available:

- #3614** Ultimate Connection Rail, floor display
#3615 Ultimate Connection GN, floor display




#3631 & 3632
Gondola display racks for ball mounts and locks
Increases sales by allowing 'touch and feel'
(works with standard shelf brackets)

Marketing

Brochures and this catalog are
provided free of charge to retailers
of Andersen's products.

All brochures come in packs of 5



#3920
Dealer
Catalog




#3901
Mini Catalog
(all products)



#3908
RV & Trailer
Products Brochure



#3906
Ultimate Connection
Brochure



#3907
Weight Distribution
Brochure

ANDERSEN



andersenhitches.com

SUPPORT USA JOBS



MADE IN USA

Andersen No-Sway Weight Distribution Hitch



TUFF Pads, Rapid Jack,
TUFF Chock, Camper Leveler

Ultimate
5th Wheel
Connection



**Ranch
Hitch**
Adapter



Tough. Innovative. Proven.